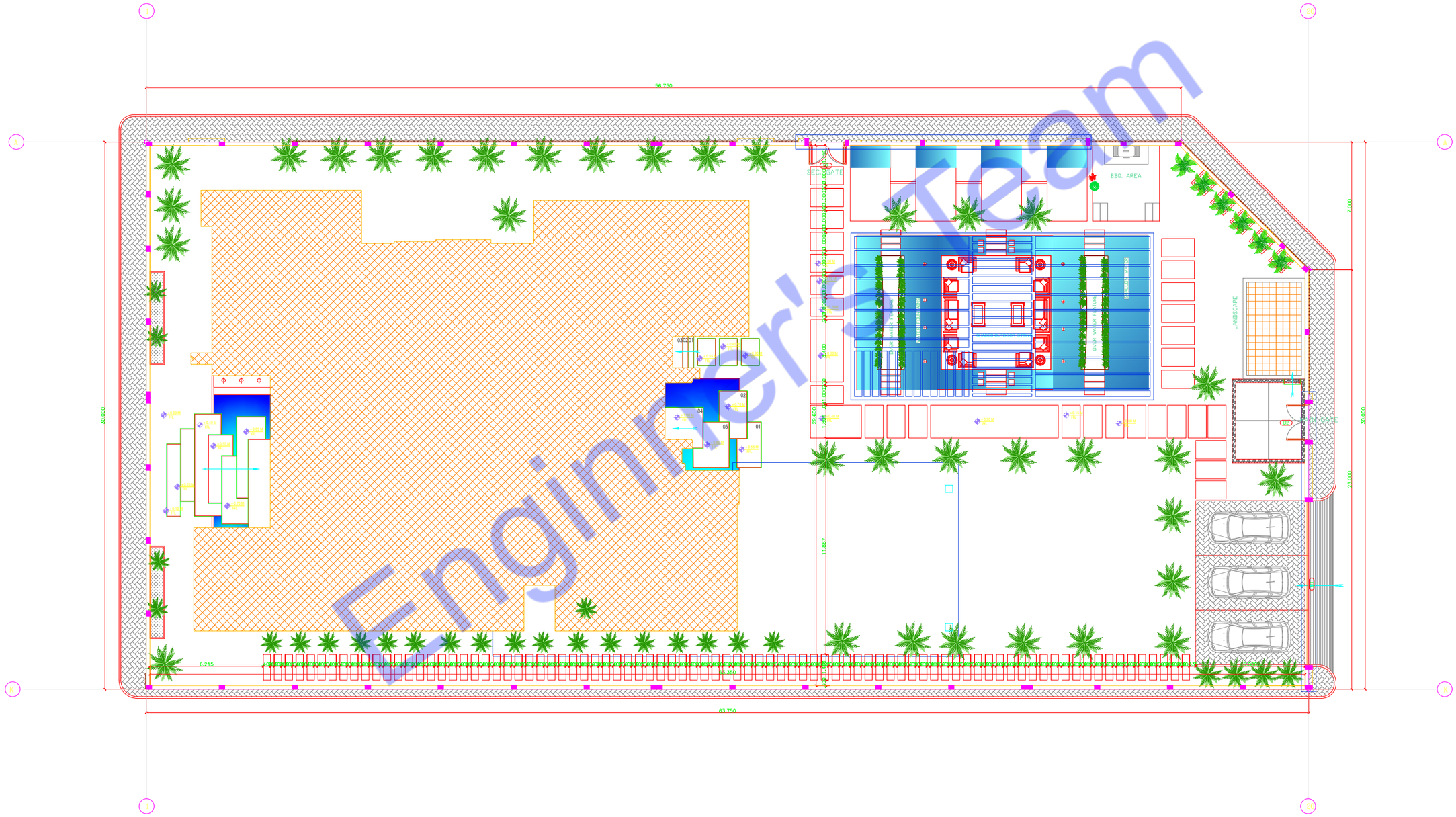

Engineer's Team

FLOOR LAYOUT PLAN

NORTH DIRECTION

NOTES:

- THIS DRAWING IS THE COPYRIGHT OF D.C. AND MUST NOT BE RETAINED, COPIED OR USED WITHOUT THE CONSULTANT'S AUTHORITY
- ALL DIMENSIONS ARE IN METRES UNLESS OTHERWISE INDICATED
- ANY DISCREPANCIES IN THIS DRAWING TO BE BROUGHT TO THE IMMEDIATE NOTICE OF THE ARCHITECT
- DRAWING NOT TO BE SCALED
- ALL EXISTING DIMENSIONS / LVLS ETC INDICATED ON DWGS TO BE VERIFIED ON SITE
- ALL WORKS ARE TO BE CARRIED OUT IN ACCORDANCE WITH THE RELEVANT SAUDI BUILDING CODES (SBC 2018) OF PRACTICE AND ALSO TO MEET THE LOCAL AUTHORITY REQUIREMENTS.

CONTRACTOR HAS TO PREPARE FULLY COORDINATED SHOP DRAWINGS INCORPORATING ALL OF THE EQUIPMENT REQUIRED (INCLUDING ALL OF THE CLIENT'S FREE ISSUE EQUIPMENT) FOR THE CONSULTANT'S REVIEW AND COMMENT.

KEY PLAN

LEGEND& TABLES

REV.NO	DESCRIPTION	DATE
A	FINAL WORKING DRAWINGS	24-05-2021

Status: WORKING DRAWINGS

PROJECT NAME AND LOCATION

MAIN OFFICE -DESIGNER :

CJO DESIGN STUDIO

PARTNER OFFICE-WORKING DRAWING:

HIGH RISE ENGINEERING OFFICE
Egypt - Alexandria
+201554557209
WWW.HIGHRISEME.COM

HIGH RISE

CLIENT

MR. MOHAMED ALI

LOCATION	TOWN PLAN NO.	LOT NO.	BLOCK NO.
DHOFAR 020-930	E/AA 1610/	٦٦١٠	A

Current Issue Signatures

Author		
Checker		
Approver		

BUILDING NAME: VILLA

DRAWING TITLE

FLOOR LAYOUT PLAN

FILE PATH: C:\Users\user\Desktop\[illegible]\03-ELEC – MOHAMED ALI – REV 2 – 24-5-2021.dwg

SCALE BAR: 0 0.5 1 2 3 4 5 — GRAPHIC SCALE 1 : 100

FOR APPROVAL

HVAC DRAWING

SHEET NO :	A 01.1
PROJECT REF. NUMBER	21025
SCALE:	AS SHOWN
PRINT SIZE:	ISO A2 (420.00×594.00 mm)-landscape
PRINT DATE:	29/05/2024

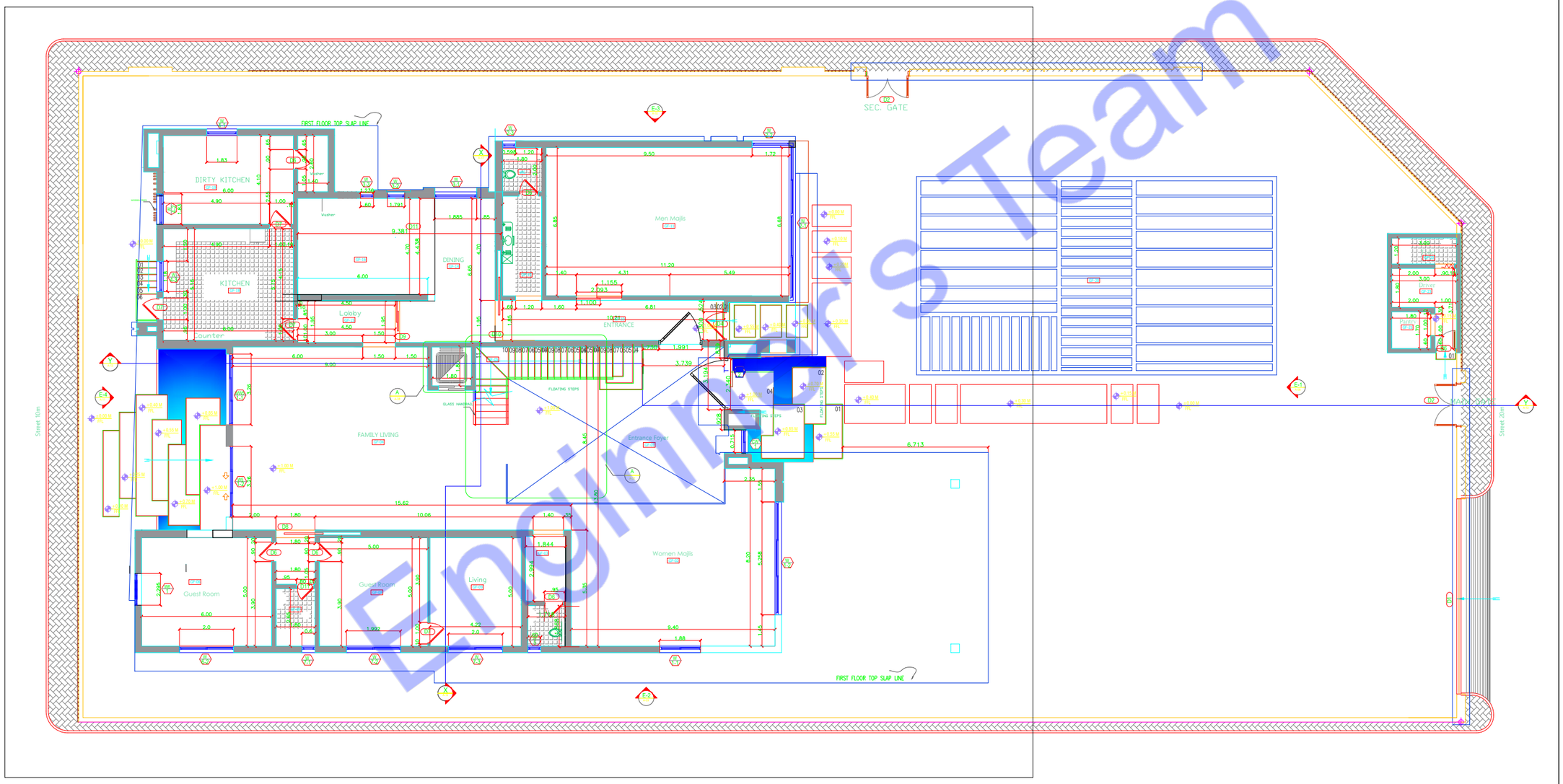

Engineers Team

GROUND FLOOR LAYOUT PLAN

NORTH DIRECTION

NORTH

NOTES:

- THIS DRAWING IS THE COPYRIGHT OF D.C. AND MUST NOT BE RETAINED, COPIED OR USED WITHOUT THE CONSULTANT'S AUTHORITY
- ALL DIMENSIONS ARE IN METRES UNLESS OTHERWISE INDICATED
- ANY DISCREPANCIES IN THIS DRAWING TO BE BROUGHT TO THE IMMEDIATE NOTICE OF THE ARCHITECT
- DRAWING NOT TO BE SCALED
- ALL EXISTING DIMENSIONS / LVLS ETC INDICATED ON DWGS TO BE VERIFIED ON SITE
- ALL WORKS ARE TO BE CARRIED OUT IN ACCORDANCE WITH THE RELEVANT SAUDI BUILDING CODES (SBC 2018) OF PRACTICE AND ALSO TO MEET THE LOCAL AUTHORITY REQUIREMENTS.

CONTRACTOR HAS TO PREPARE FULLY COORDINATED SHOP DRAWINGS INCORPORATING ALL OF THE EQUIPMENT REQUIRED (INCLUDING ALL OF THE CLIENT'S FREE ISSUE EQUIPMENT) FOR THE CONSULTANT'S REVIEW AND COMMENT.

KEY PLAN

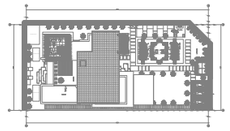

LEGEND& TABLES

REV.NO	DESCRIPTION	DATE
01	FINAL WORKING DRAWINGS	24-05-2021

Status: WORKING DRAWINGS

PROJECT NAME AND LOCATION

MAIN OFFICE -DESIGNER :

C2O DESIGN STUDIO

PARTNER OFFICE-WORKING DRAWING:

HIGH RISE ENGINEERING OFFICE
Egypt - Alexandria
+201554557209
WWW.HIGHRISEME.COM

HIGH RISE

CLIENT

MR. MOHAMED ALI

LOCATION	TOWN PLAN NO.	LOT NO.	BLOCK NO.
DHOFAR 020-93DE/AA 1610/		١٦١٠	A

Current Issue Signatures

Author		
Checker		
Approver		

BUILDING NAME: VILLA

DRAWING TITLE

GROUND FLOOR LAYOUT PLAN

FILE PATH: C:\Users\user\Desktop\[illegible]\03.ELEC - MOHAMED ALI - REV 2 - 24-5-2021.dwg

SCALE BAR: 0 0.5 1 2 3 4 5 — GRAPHIC SCALE 1 : 100

FOR APPROVAL

HVAC DRAWING

SHEET NO :	A 01
PROJECT REF. NUMBER	21025
SCALE:	AS SHOWN
PRINT SIZE:	ISO A2 (420.00×594.00 mm)-landscape
PRINT DATE:	29/05/2024

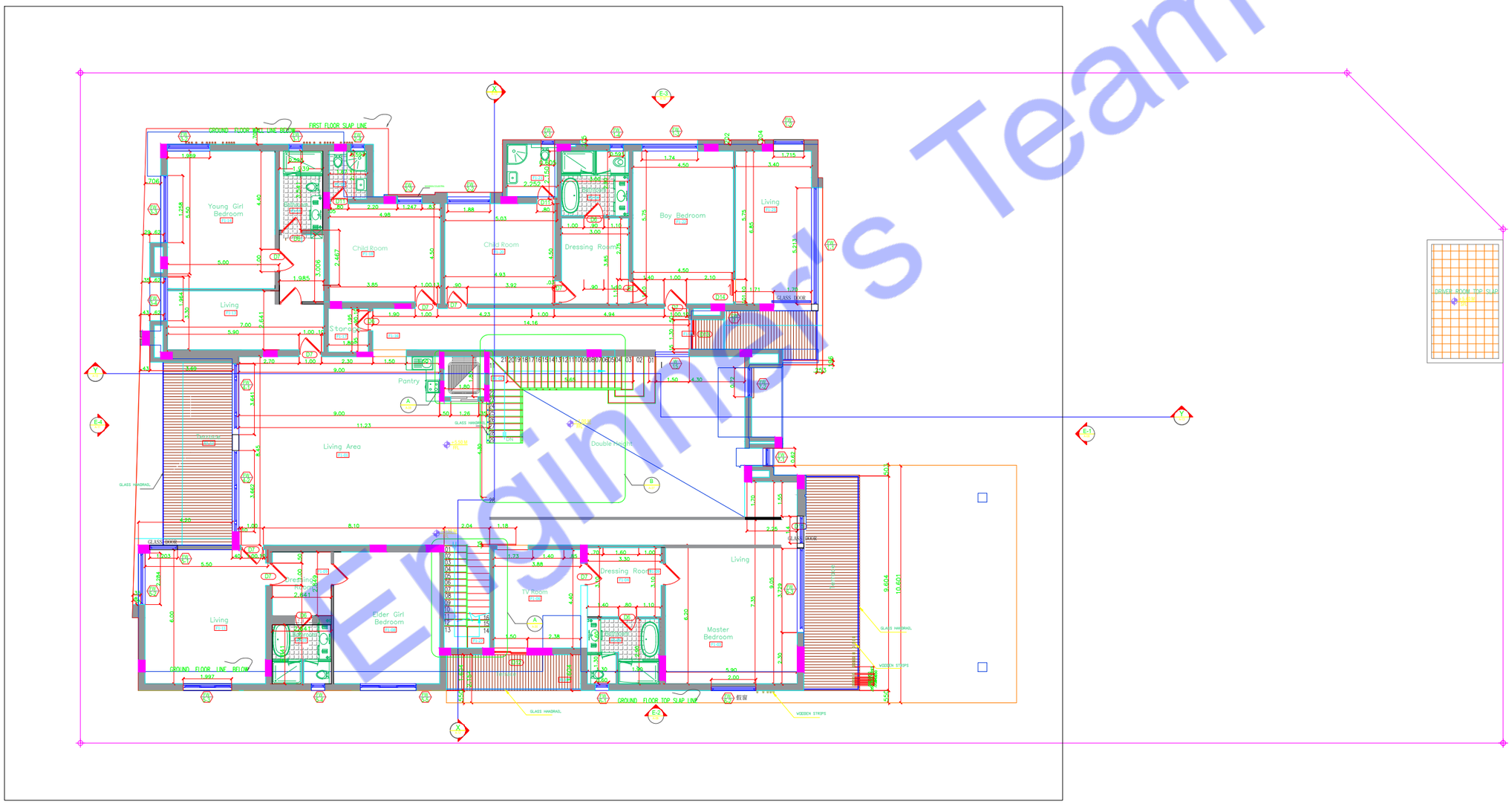

FIRST FLOOR LAYOUT PLAN

NORTH DIRECTION

NOTES:

- THIS DRAWING IS THE COPYRIGHT OF D.C. AND MUST NOT BE RETAINED, COPIED OR USED WITHOUT THE CONSULTANT'S AUTHORITY
- ALL DIMENSIONS ARE IN METRES UNLESS OTHERWISE INDICATED
- ANY DISCREPANCIES IN THIS DRAWING TO BE BROUGHT TO THE IMMEDIATE NOTICE OF THE ARCHITECT
- DRAWING NOT TO BE SCALED
- ALL EXISTING DIMENSIONS / LVLS ETC INDICATED ON DWGS TO BE VERIFIED ON SITE
- ALL WORKS ARE TO BE CARRIED OUT IN ACCORDANCE WITH THE RELEVANT SAUDI BUILDING CODES (SBC 2018) OF PRACTICE AND ALSO TO MEET THE LOCAL AUTHORITY REQUIREMENTS.

CONTRACTOR HAS TO PREPARE FULLY COORDINATED SHOP DRAWINGS INCORPORATING ALL OF THE EQUIPMENT REQUIRED (INCLUDING ALL OF THE CLIENT'S FREE ISSUE EQUIPMENT) FOR THE CONSULTANT'S REVIEW AND COMMENT.

KEY PLAN

LEGEND& TABLES

REV NO	DESCRIPTION	DATE
A	FINAL WORKING DRAWINGS	24-05-2021

Status: WORKING DRAWINGS

PROJECT NAME AND LOCATION

MAIN OFFICE -DESIGNER :

DESIGN STUDIO

PARTNER OFFICE-WORKING DRAWING:

HIGH RISE ENGINEERING OFFICE
Egypt - Alexandria
+201554557209
WWW.HIGHRISEME.COM

HIGH RISE

CLIENT

MR. MOHAMED ALI

LOCATION	TOWN PLAN NO.	LOT NO.	BLOCK NO.
DHOFAR 020-930E/AA 1610/		٢٦١-	A

Current Issue Signatures

Author		
Checker		
Approver		

BUILDING NAME: VILLA

DRAWING TITLE

FIRST FLOOR LAYOUT PLAN

FILE PATH: C:\\Users\user\Desktop\[illegible]\A3_ELEC - MOHAMED ALI - REV 2 - 24-5-2021.dwg

SCALE BAR: 0 0.5 1 2 3 4 5 — GRAPHIC SCALE 1 : 100

FOR APPROVAL

HVAC DRAWING

SHEET NO :	A 02
PROJECT REF. NUMBER	21025
SCALE:	AS SHOWN
PRINT SIZE:	ISO A2 (420.00×594.00 mm)-landscape
PRINT DATE:	29/05/2024

Engineers Team

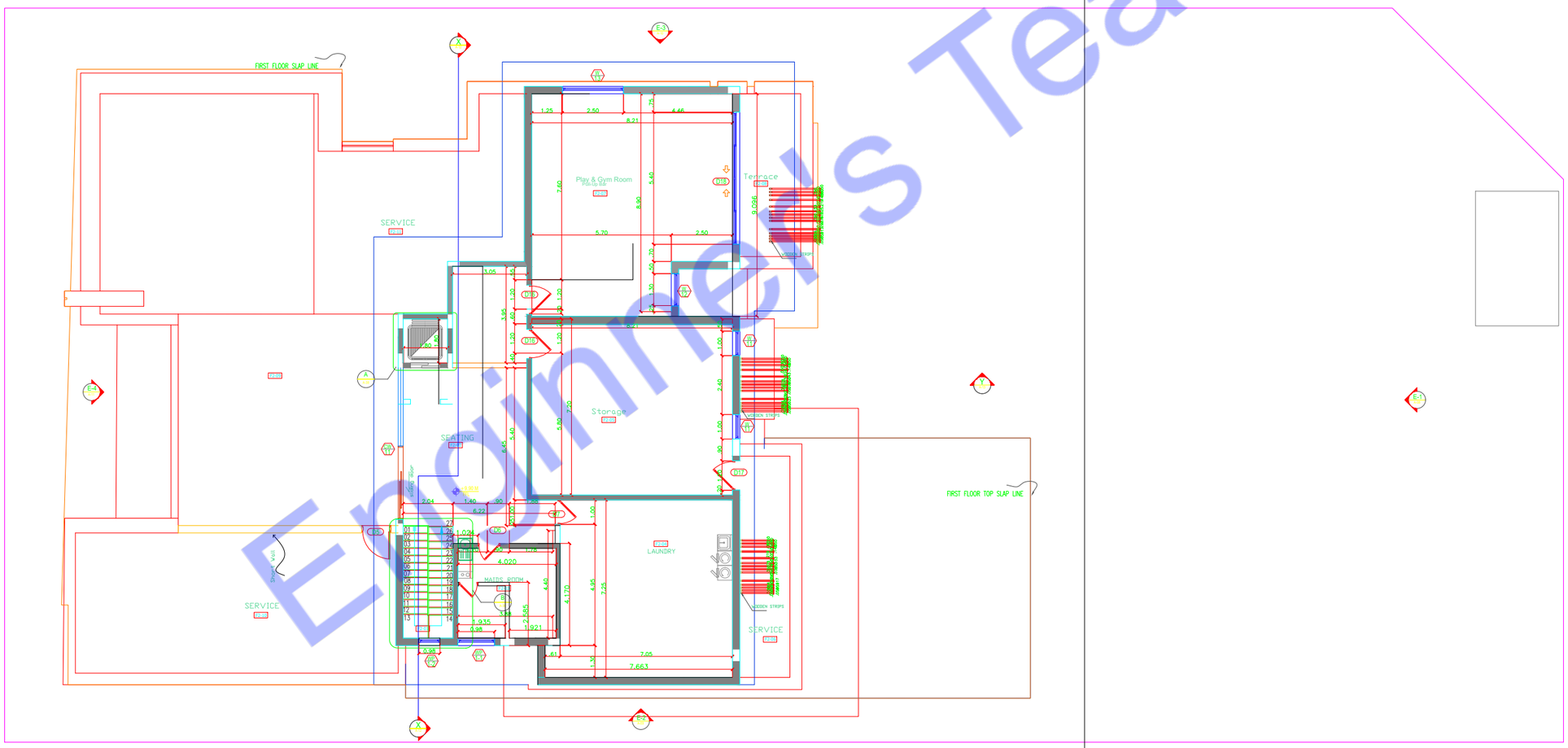

SECOND FLOOR LAYOUT PLAN

Engineers Team

NORTH DIRECTION

NOTES:

- THIS DRAWING IS THE COPYRIGHT OF D.C. AND MUST NOT BE RETAINED, COPIED OR USED WITHOUT THE CONSULTANT'S AUTHORITY
- ALL DIMENSIONS ARE IN METRES UNLESS OTHERWISE INDICATED
- ANY DISCREPANCIES IN THIS DRAWING TO BE BROUGHT TO THE IMMEDIATE NOTICE OF THE ARCHITECT
- DRAWING NOT TO BE SCALED
- ALL EXISTING DIMENSIONS / LVLS ETC INDICATED ON DWGS TO BE VERIFIED ON SITE
- ALL WORKS ARE TO BE CARRIED OUT IN ACCORDANCE WITH THE RELEVANT SAUDI BUILDING CODES (SBC 2018) OF PRACTICE AND ALSO TO MEET THE LOCAL AUTHORITY REQUIREMENTS.

CONTRACTOR HAS TO PREPARE FULLY COORDINATED SHOP DRAWINGS INCORPORATING ALL OF THE EQUIPMENT REQUIRED (INCLUDING ALL OF THE CLIENT'S FREE ISSUE EQUIPMENT) FOR THE CONSULTANT'S REVIEW AND COMMENT.

KEY PLAN

LEGEND& TABLES

REV.NO	DESCRIPTION	DATE
01	FINAL WORKING DRAWINGS	24-05-2021

Status: WORKING DRAWINGS

PROJECT NAME AND LOCATION

MAIN OFFICE -DESIGNER :

CJO DESIGN STUDIO

PARTNER OFFICE-WORKING DRAWING:

HIGH RISE ENGINEERING OFFICE
Egypt - Alexandria
+201554557209
WWW.HIGHRISEME.COM

HIGH RISE

CLIENT

MR. MOHAMED ALI

LOCATION	TOWN PLAN NO.	LOT NO.	BLOCK NO.
DHOFAR 020-930	E/AA 1610/	٢٦١٠	A

Current Issue Signatures

Author		
Checker		
Approver		

BUILDING NAME: VILLA

DRAWING TITLE

SECOND FLOOR LAYOUT PLAN

FILE PATH: C:\Users\user\Desktop\[illegible]\03-ELEC - MOHAMED ALI - REV 2 - 24-5-2021.dwg

SCALE BAR: 0 0.5 1 2 3 5 — GRAPHIC SCALE 1 : 100

FOR APPROVAL

HVAC DRAWING

SHEET NO : A 03

PROJECT REF. NUMBER	21025
SCALE:	AS SHOWN
PRINT SIZE:	ISO A2 (420.00x594.00 mm)-landscape
PRINT DATE:	29/05/2024

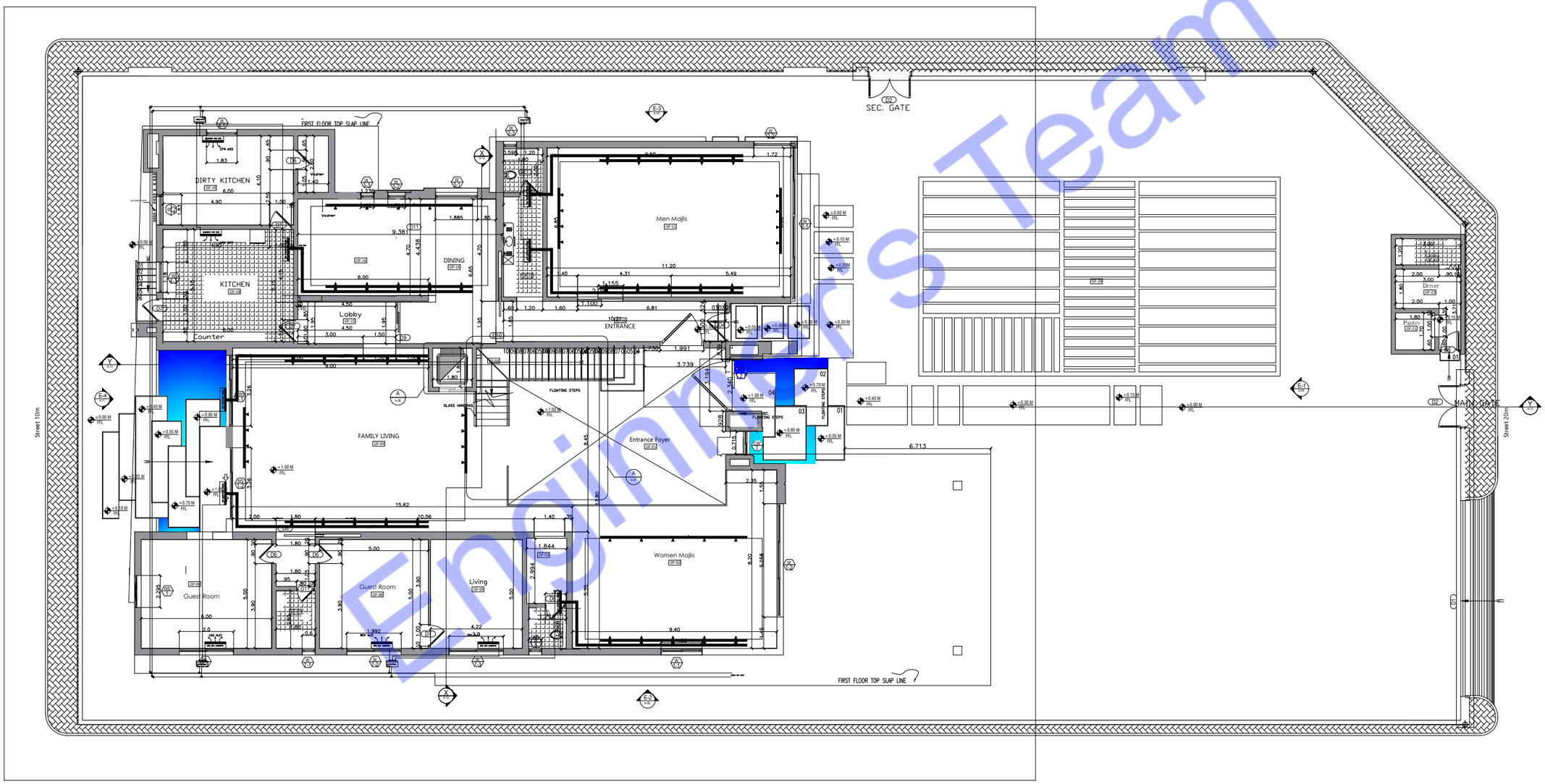

GROUND FLOOR HVAC LAYOUT PLAN

NORTH DIRECTION

NOTES:

- THIS DRAWING IS THE COPYRIGHT OF D.C. AND MUST NOT BE RETAINED, COPIED OR USED WITHOUT THE CONSULTANT'S AUTHORITY
- ALL DIMENSIONS ARE IN METRES UNLESS OTHERWISE INDICATED
- ANY DISCREPANCIES IN THIS DRAWING TO BE BROUGHT TO THE IMMEDIATE NOTICE OF THE ARCHITECT
- DRAWING NOT TO BE SCALED
- ALL EXISTING DIMENSIONS / LVLS ETC INDICATED ON DWGS TO BE VERIFIED ON SITE
- ALL WORKS ARE TO BE CARRIED OUT IN ACCORDANCE WITH THE RELEVANT SAUDI BUILDING CODES (SBC 2018) OF PRACTICE AND ALSO TO MEET THE LOCAL AUTHORITY REQUIREMENTS.

CONTRACTOR HAS TO PREPARE FULLY COORDINATED SHOP DRAWINGS INCORPORATING ALL OF THE EQUIPMENT REQUIRED (INCLUDING ALL OF THE CLIENT'S FREE ISSUE EQUIPMENT) FOR THE CONSULTANT'S REVIEW AND COMMENT.

KEY PLAN

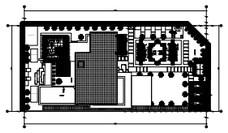

LEGEND& TABLES

Mechanical Legends

- VRF OUTDOOR UNIT
- 2 WAY CASSETTE
- ONE WAY CASSETTE
- WALL MOUNT ONE WAY
- CEILING CONCEALED UNIT
- KITCHEN CHIMNEY
- EXHAUST FAN
- PIPES
- DUCT
- T-FITTING
- L-FITTING

REV.NO	DESCRIPTION	DATE
01	FINAL WORKING DRAWINGS	24-05-2021

Status: WORKING DRAWINGS

PROJECT NAME AND LOCATION

MAIN OFFICE -DESIGNER :
CJO DESIGN STUDIO

PARTNER OFFICE-WORKING DRAWING:
HIGH RISE ENGINEERING OFFICE
Egypt - Alexandria
+201554557209
WWW.HIGHRISEME.COM
HIGH RISE

CLIENT
MR. MOHAMED ALI

LOCATION	TOWN PLAN NO.	LOT NO.	BLOCK NO.
DHOFAR 020-93	E/AA 1610/	١٦١٠	A

Current Issue Signatures

Author		
Checker		
Approver		

BUILDING NAME: VILLA

DRAWING TITLE
GROUND FLOOR HVAC LAYOUT

FILE PATH: C:\Users\user\Desktop\[illegible]\03-ELEC - MOHAMED ALI - REV 2 - 24-5-2021.dwg

SCALE BAR: 0 0.5 1 2 3 5 — GRAPHIC SCALE 1 : 100

FOR APPROVAL

SHEET NO :	HVAC DRAWING H 01
PROJECT REF. NUMBER	21025
SCALE:	AS SHOWN
PRINT SIZE:	ISO A2 (420.00×594.00 mm)-landscape
PRINT DATE:	29/05/2024

Engineers Team

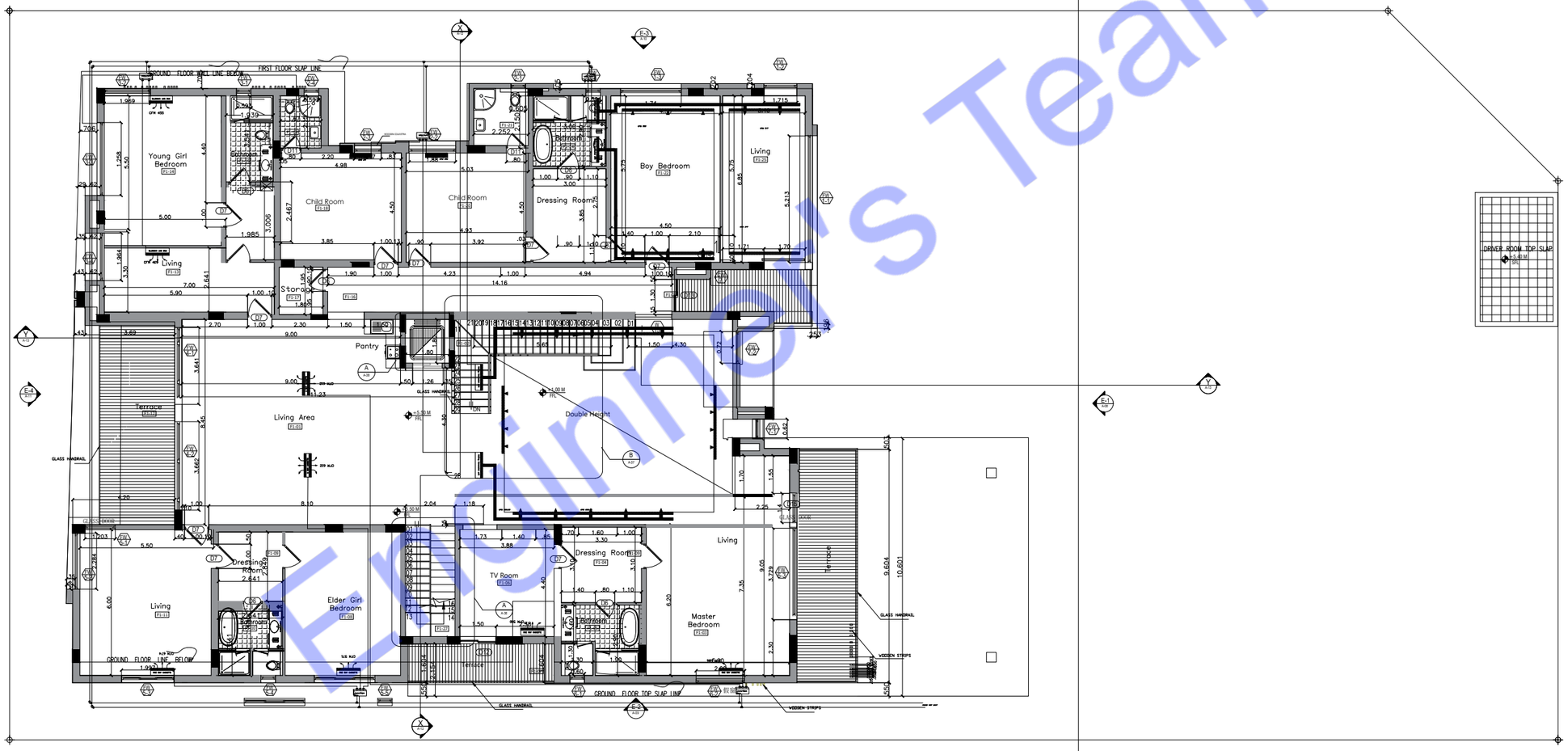

FIRST FLOOR HVAC LAYOUT PLAN

Engineers Team

NORTH DIRECTION

NOTES:

- THIS DRAWING IS THE COPYRIGHT OF D.C. AND MUST NOT BE RETAINED, COPIED OR USED WITHOUT THE CONSULTANT'S AUTHORITY
- ALL DIMENSIONS ARE IN METRES UNLESS OTHERWISE INDICATED
- ANY DISCREPANCIES IN THIS DRAWING TO BE BROUGHT TO THE IMMEDIATE NOTICE OF THE ARCHITECT
- DRAWING NOT TO BE SCALED
- ALL EXISTING DIMENSIONS / LVLS ETC INDICATED ON DWGS TO BE VERIFIED ON SITE
- ALL WORKS ARE TO BE CARRIED OUT IN ACCORDANCE WITH THE RELEVANT SAUDI BUILDING CODES (SBC 2018) OF PRACTICE AND ALSO TO MEET THE LOCAL AUTHORITY REQUIREMENTS.

CONTRACTOR HAS TO PREPARE FULLY COORDINATED SHOP DRAWINGS INCORPORATING ALL OF THE EQUIPMENT REQUIRED (INCLUDING ALL OF THE CLIENT'S FREE ISSUE EQUIPMENT) FOR THE CONSULTANT'S REVIEW AND COMMENT.

KEY PLAN

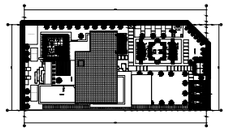

LEGEND& TABLES

Mechanical Legends

- VRF OUTDOOR UNIT
- 4 WAY CEILING MOUNT SUPPLY AIR DIFFUSER
- 2 WAY CASSETTE
- ONE WAY CASSETTE
- WALL MOUNT
- CEILING CONCEALED UNIT
- KITCHEN CHIMNEY
- EXHAUST FAN
- PIPES
- T-FITTING
- L-FITTING

REV.NO	DESCRIPTION	DATE
01	FINAL WORKING DRAWINGS	24-05-2021

Status: WORKING DRAWINGS

PROJECT NAME AND LOCATION

MAIN OFFICE -DESIGNER :

CJO DESIGN STUDIO

PARTNER OFFICE-WORKING DRAWING:

HIGH RISE ENGINEERING OFFICE
Egypt - Alexandria
+201554557209
WWW.HIGHRISEME.COM

HIGH RISE

CLIENT

MR. MOHAMED ALI

LOCATION	TOWN PLAN NO.	LOT NO.	BLOCK NO.
DHOFAR 020-93	E/AA 1610/	٢٦١-	A

Current Issue Signatures

Author		
Checker		
Approver		

BUILDING NAME: VILLA

DRAWING TITLE

FIRST FLOOR HVAC LAYOUT

FILE PATH: C:\Users\user\Desktop\[illegible]\03-ELEC - MOHAMED ALI - REV 2 - 24-5-2021.dwg

SCALE BAR: 0 0.5 1 2 3 5 — GRAPHIC SCALE 1 : 100

FOR APPROVAL

HVAC DRAWING	
SHEET NO :	H 02
PROJECT REF. NUMBER	21025
SCALE:	AS SHOWN
PRINT SIZE:	ISO A2 (420.00×594.00 mm)-landscape
PRINT DATE:	29/05/2024

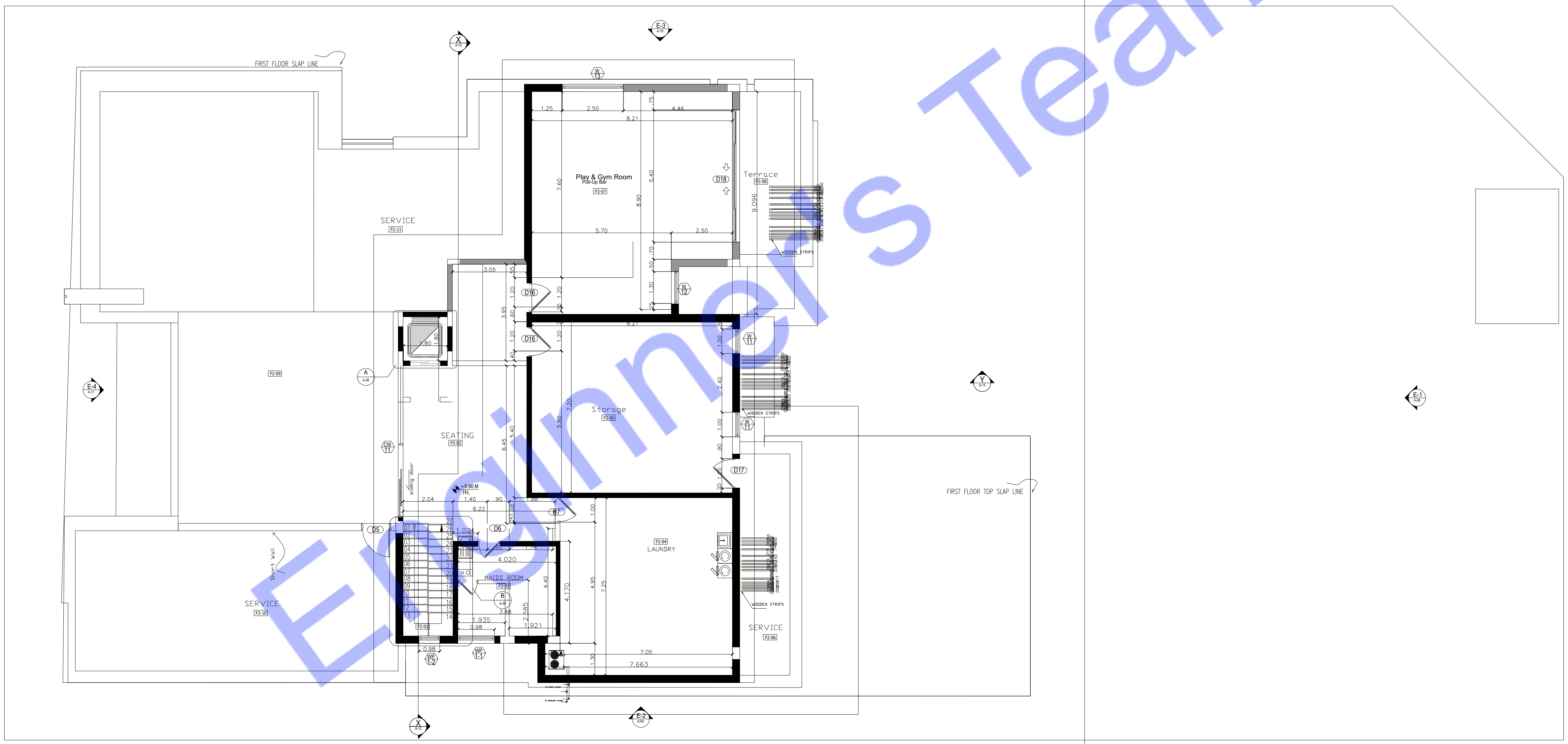

SECOND FLOOR HVAC LAYOUT PLAN

NORTH DIRECTION

NOTES:

- THIS DRAWING IS THE COPYRIGHT OF D.C. AND MUST NOT BE RETAINED, COPIED OR USED WITHOUT THE CONSULTANT'S AUTHORITY
- ALL DIMENSIONS ARE IN METRES UNLESS OTHERWISE INDICATED
- ANY DISCREPANCIES IN THIS DRAWING TO BE BROUGHT TO THE IMMEDIATE NOTICE OF THE ARCHITECT
- DRAWING NOT TO BE SCALED
- ALL EXISTING DIMENSIONS / LVLS ETC INDICATED ON DWGS TO BE VERIFIED ON SITE
- ALL WORKS ARE TO BE CARRIED OUT IN ACCORDANCE WITH THE RELEVANT SAUDI BUILDING CODES (SBC 2018) OF PRACTICE AND ALSO TO MEET THE LOCAL AUTHORITY REQUIREMENTS.

CONTRACTOR HAS TO PREPARE FULLY COORDINATED SHOP DRAWINGS INCORPORATING ALL OF THE EQUIPMENT REQUIRED (INCLUDING ALL OF THE CLIENT'S FREE ISSUE EQUIPMENT) FOR THE CONSULTANT'S REVIEW AND COMMENT.

KEY PLAN

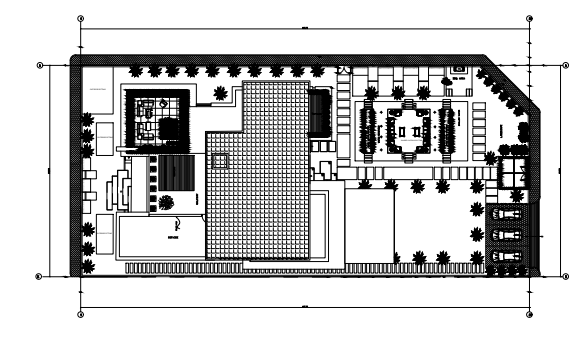

LEGEND& TABLES

Mechanical Legends

	VRF OUTDOOR UNIT
	4 WAY CEILING MOUNT SUPPLY AIR DIFFUSER
	2 WAY CASSETTE
	ONE WAY CASSETTE
	WALL MOUNT
	CEILING CONCEALED UNIT
	KITCHEN CHIMNEY
	EXHAUST FAN
	PIPES
	T-FITTING
	L-FITTING

REV.NO	DESCRIPTION	DATE
01	FINAL WORKING DRAWINGS	24-05-2021

Status: WORKING DRAWINGS

PROJECT NAME AND LOCATION

MAIN OFFICE -DESIGNER : CRIO DESIGN STUDIO

PARTNER OFFICE-WORKING DRAWING:
HIGH RISE ENGINEERING OFFICE
Egypt - Alexandria
+201554557209
WWW.HIGHRISEME.COM

CLIENT: MR. MOHAMED ALI

LOCATION	TOWN PLAN NO.	LOT NO.	BLOCK NO.
DHOFAR 020-930E/AA 1610/		١٦١٠	A

Current Issue Signatures

Author		
Checker		
Approver		

BUILDING NAME: VILLA

DRAWING TITLE

SECOND FLOOR HVAC LAYOUT

FILE PATH: C:\Users\user\Desktop\اجا عهان سباك اجا\03-ELEC - MOHAMED ALI - REV 2 - 24-5-2021.dwg

SCALE BAR: 0 0.5 1 2 3 5 GRAPHIC SCALE 1 : 100

FOR APPROVAL

HVAC DRAWING

SHEET NO :	H 03
PROJECT REF. NUMBER	21025
SCALE:	AS SHOWN
PRINT SIZE:	ISO A2 (420.00×594.00 mm)-landscape
PRINT DATE:	29/05/2024

Engineers Team