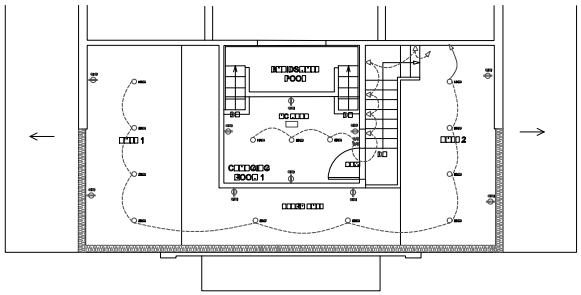

PCP: PROPOSED PLAN

SCALE 1/8"=1'0"

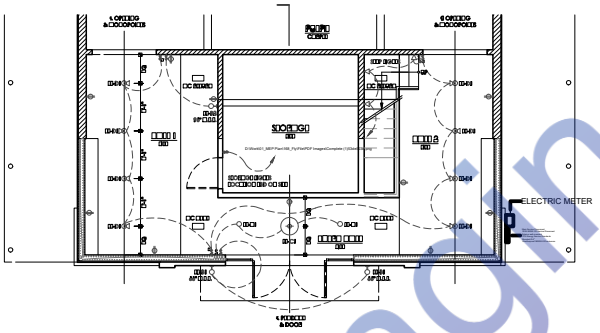

PCP: PROPOSED 1ST FLOOR

SCALE 1/8"=1'0"

D:\Work\01_MEP Plan\168_Fly\File\PDF Images\Complete (1)\f41fb173.png

D:\Work\01_MEP Plan\168_Fly\File\PDF Images\Complete (1)\f41fb173.png

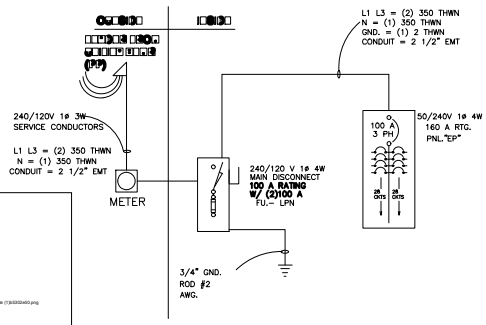

SIGNAL DIAGRAM

SCALE NTS

knemard

DESIGNS PROVIDED

David Pineda

SCALE

NOTED

.0

Engineer's Team

Watermarkly

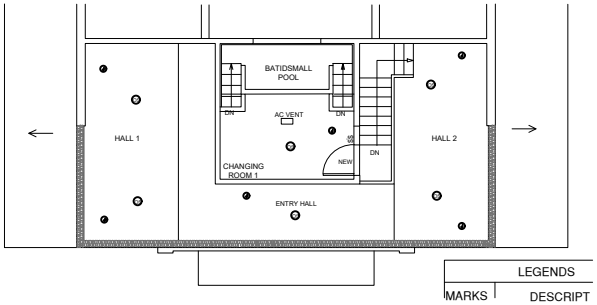

4 LIGHTING CONTROLS: PROPOSED ATTIC
SCALE 1/4"=1'0"

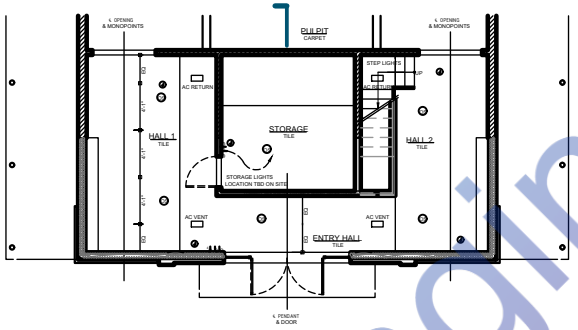

3 LIGHTING CONTROLS: PROPOSED 1ST FLOOR
SCALE 1/4"=1'0"

ELECTRICAL NOTES:

A. ALL ELECTRICAL WORK SHALL BE COMPLETED IN STRICT ACCORDANCE WITH TH N.E.C

B. THE ELECTRICIAN SHALL OBTAIN ALL PERMITS ANDPAY ALL FEES RELATED TO THE J

C. ALL WIRING SHALL BE COPPER #12 OR LARGER. ALUMINUM WIRE IS NOT ACCEPTAB

D. WIRE TYPE AWG. IS PREFERRED, ALTHOUGH OTHERS ARE ACCEPTABLE.

E. ALL WIRING SPLICES SHALL BE MADE USING 3M ELECTRICAL SPRING CONNECTORS CORRECT SIZE. WIRE APED OR TWISTED IS NOT ACCEPTABLE.

F. ALL CONDUITS INSTALLED IN CONCRETE OR MASONRY SHALL BE RIGID NONMET OUTLETS AND SWITCH BOXES SHALL BE NONMETALLIC TYPE.

G. GROUNDING CONDUCTORS SHALL BE CONNECTED TO NEUTRAL CONDUCTORS AT ONLY. CERTAIN EXCEPTIONS AS PERMITTED BY THE N.E.C. SHALL BE PERMITTED.

H. ELECTRICAL SERVICE SHALL BE 120-240 VOLTS, 3 WIRE CONNECTION. SERVICE SH SERVICE-DROP CABLE ATTACHMENT POINT.

I. ELECTRICAL SYSTEM LAYOUT INDICATED ON DRAWINGS ARE GENERALLY DIAGRAM OUTLETS AND EQUIPMENT ARE APPROXIMATE: ROUTING OF RACEWAYS AND LO EQUIPMENT SHALL BE GOVERNED BY STRUCTURAL CONDITIONS AND OBSTRUCTION

J. ALL 125V, 15 AND 20 AMPERE RECEPTACLES IN DWELLING UNITS SHALL BE TAMPER-RESISTANT IN ACCORDANCE WITH NEC 406.12.

LEGENDS	
J	JUNCTION BOX
S	SWITCH
S3	THREE WAY SWITCH
S4	FOUR WAY SWITCH
SF	FAN SWITCH
OS	OCCUPANCY SENSOR

Note:
All ceiling grid lights shall be supported to structural framing of the building and not to the grid into which they are laid.
(NEC Article 300.11 (E) amendment.)

D:\Work\01_MEP Plan\06_Fly\FlerPDF Images\Complete (1)\27463d8b.png

knomad

[illegible]

[illegible] POOL BAPISI CUPCI

[illegible] Coldnor Rd, San [illegible]ntonio, [illegible] 78233

DESIGNS PROVIDED BY
David Pineda

[illegible]

[illegible]

SCHEMATIC PLAN

1.0

Engineers Team

Watermarkly